

Material Handling

Order picking – transport – warehousing

Material Handling



wanzl

INNOVATION
MADE BY WANZL

CREATIVE CENTER
wanzl

Contents

WANZL LOGISTICS & INDUSTRY	4	RC/N series roll cages	38
QUALITY PAYS OFF	6	¹⁰ RC/N1 roll cage	39
QUALITY IS IN THE DETAIL	7	¹¹ RC/N2 roll cage	40
01 ORDER PICKING TROLLEYS	10	¹² RC/N3 type 1 roll cage	41
⁰¹ KT2 order picking trolleys	12	¹³ RC/N3 type 2 roll cage	42
⁰² KT3 order picking trolleys	14	¹⁴ RC/N5 roll cage	43
⁰³ KT3-X order picking trolleys	18	¹⁵ RC/N6 roll cage	44
⁰⁴ KT4 order picking trolleys	20	¹⁶ RC/N8 roll cage	45
⁰⁵ KT Alu order picking trolleys	22	¹⁷ RC/N9 Standard roll cages	46
⁰⁶ MultiPick trolley	23	¹⁸ RC/N9 Slimline roll cages	47
⁰⁷ Entertainment sorting trolley	24	03 TRANSPORT TROLLEYS	48
⁰⁸ KT-T order picking trolley	25	⁰¹ SP series special transporters	50
02 ROLL CAGES	26	⁰² Box containers	52
RC/E series roll cages	28	⁰³ Panel transporter	54
⁰¹ RC/E1 roll cages	29	⁰⁴ KT-VP1 cardboard packaging trolley	55
⁰² RC/E2 roll cage	30	04 PALLET SYSTEMS	56
⁰³ RC/E3 roll cages	31	⁰¹ PA-X pallet boxes	58
RC/S series roll cages	32	⁰² PA 300 pallet boxes	60
⁰⁴ RC/S1 roll cages	33	⁰³ PC 1000/1 pallet containers	61
⁰⁵ RC/S2 roll cage	34	⁰⁴ MC 300 pallet containers	62
⁰⁶ RC/S8 roll cage	34	⁰⁵ PC 80 pallet containers	63
⁰⁷ RC/S9 roll cages	35	⁰⁶ System pallets	64
⁰⁸ RC/S10 roll cages	36	⁰⁷ Pallet bars	65
⁰⁹ RC/S11 roll cage	37	CASTORS	66



Wanzl Material Handling

Continuing a long success story



NESTABLE ROLL CAGE, 1976



KT3 ORDER PICKING TROLLEY, 1984



KT3 "DRIVE" ORDER PICKING TROLLEY, 2016

■ **At Wanzl, we know** what people will want tomorrow. As a global market leader in shopping trolleys, we also provide the right solutions for internal logistics in warehouse and production facilities. The first logistics products, such as nestable roll cages, were developed for food retailer storage areas back in the 1970s.

■ **Wanzl currently employs** more than 4,600 people at 11 production sites worldwide. They work on new areas of business, products and services ensuring exceptional product design, consistently high quality and a vast production range. The aim: perfectly satisfied customers.

***The world is changing.
Take advantage of it!***

■ **The Material Handling division** develops and manufactures products to meet the many requirements of intralogistics and industrial applications. The decades of international experience within the Wanzl Group, carefully considered selection of materials, state-of-the-art computer controlled production processes and continuous quality commitment ensure optimum processing, reliable functionality and durable products suitable for each particular application.

Quality pays off

Quality, from years of experience, is irreplaceable



EXPERTISE IN WIRE AND TUBING



AUTOMATED PRODUCTION

■ **There is enormous potential** for increased efficiency and cost reduction in logistics. We offer everything you need for smooth transport, order picking, storage and handling.

Production

■ **In all production processes**, Wanzl's quality policy guarantees products with the best materials, first-class workmanship and exquisitely finished surfaces. This ensures long-term maintenance-free use and investment security.

Best material quality

■ **Only the best quality manufacturers** are chosen to supply an annual quantity of 80,000 tonnes of steel. Only these materials comply with the requirements for surface quality, strength, weldability and bending properties.

Quality is in the detail

For longevity



IN-HOUSE CASTOR PRODUCTION




ELECTROPLATING

Surface finishing

■ **We are among Germany's ten largest** electroplating companies. With fully automatic process control, each individual part is galvanised to a high polish and additionally coated with transparent or coloured plastic powder – all so thoroughly that Wanzl products have received the German seal of approval for “electroplating technology” starting 1982.

Original Wanzl castors

■ **Wanzl sets the standard for quality** – particularly with regards to smooth transportation: castors are mounted on maintenance-free two-way ball bearings, have abrasion-proof treads and feature steering forks with ball bearings. As a result, our order picking trolleys are quiet, smooth-running and easy to steer.




01 Order picking trolleys

02 Roll cages

03 Transport trolleys

04 Pallet systems



01 Order picking trolleys



01 Order picking trolleys

*You have the wide range of goods,
we have the right transportation solution!*

■ **Most order picking warehouses**, whether industrial or mail order, are manually operated. All items in these warehouses are directly accessible on shelves. This also applies to bulky items, since the storage space on the shelf can be varied in size. Another advantage is a slight improvement in order picking performance through increased staff deployment and comparatively low investment costs.

■ **In many warehouses**, pickers transport the ordered items using specialised trolleys. Ideally, they use an optimised path to process several orders simultaneously. We offer you a large selection of order picking trolleys with numerous accessories. Furthermore, our KT2, KT3 and KT4 series have a modular design. This gives you the opportunity to customise your trolley for your order picking system and product range.

01.01 KT2 order picking trolleys

Lightweight and compact

> *Only 405 mm wide – perfect for narrow aisles*

> *Load capacity up to 150 kg*



KT2 basic model with accessories

Standard equipment: chassis made of square tubing and a welded bottom tray. Side panels made of square tube frame with wire grate, inserted into chassis and riveted into place.

Castors: 2 fixed castors, 2 swivel castors, Ø 100 mm. Elastic tread, blue.

Surface finish: high gloss, galvanised, chrome-plated.

Suitable for standard boxes

The KT2 can also easily transport standard boxes.



01.01 KT2 order picking trolleys

Optional accessories

Wire tray

Thanks to the narrow mesh size of 5 x 5 mm, your small items are secure.



Blackboard

The coated metal plate can be written on with a piece of chalk.

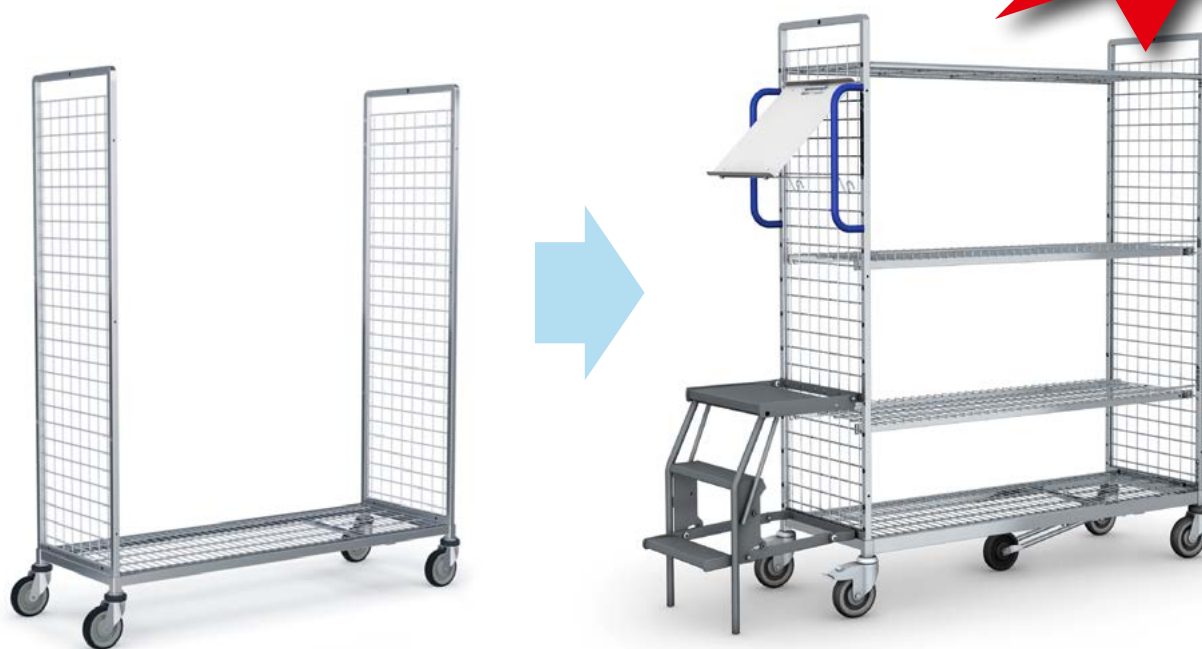


		KT2
Basic model order no.		05.16 041.50
Length (mm)		690
Width (mm)		405
Height (mm)		1,560
Side panel mesh size (mm)		50 x 50
Total load capacity (kg)		150
Load capacity per shelf (kg)		35
Accessories		
	Blackboard Coated metal board with a deep black surface which can be written on	05.40 602.73
	Side panel with welded whiteboard Profile tube frame with wire grate, welded whiteboard with clamping strip	00.01 104.50
	Pushing handles (pair) Steel tube screwed-in place, in plastic casing, in RAL 3000 Flame red or RAL 5002 Ultramarine blue	00.40 570.76
	Wire tray for small items W 235 x D 170 x H 135 mm, mesh size 5 x 5 mm, plastic coated, in RAL 9005 Jet black	00.14 378.76
	Wire shelf, attachable W 568 x D 370 mm, mesh size 160 x 18 mm, with all round connecting wire, prevents standard boxes from slipping	00.11 764.50
	Wire shelf, attachable, two raised edges W 568 x D 370 mm, mesh size 160 x 18 mm, with raised edge of 100 mm on both sides	00.70 800.50
	Divider For wire shelves, attachable in variable positions, at 18 mm intervals	00.27 953.50
	Fixed pole Steel tube, screwed-into place	00.11 086.50

01.02 KT3 order picking trolleys

The classic

- > System design with individual structure
- > Versatile equipment
- > Load capacity up to 300 kg



The basic model

Standard equipment: chassis made of square tubing and a welded bottom tray. Side panels made from square tube frame with wire grate, inserted into chassis and screwed-into place.

Castors: 4 Wanzl swivel castors, Ø 125 mm, rubber tread. Including deflector rings made of rubber.

Surface finish: high gloss, galvanised, chrome-plated.

Length (mm)	900	1,300	1,700
Total load capacity (kg)			
Basic model with rear panel	200	300	300
Basic model without rear panel	100	150	150
Load capacity per shelf (kg)	75	75	75



01.02 KT3 order picking trolleys

Basic measurements

Length: 900 / 1,300 / 1,700 mm

Width: 467 / 625 mm

Height: 1,630 / 1,830 mm



Static elements ¹

Fixed pole

The **connecting tube** is screwed-in between the two side panels on the top end.



Screwed-in shelf

The **wire shelf** is screwed-in between the two side panels on the top end. Mesh size 100 x 30 mm.



Accessories

Ladder

Hinged ladder with three steps. Made of metal.



Whiteboard

Attachable. The inclination angle is adjustable. With clamping strip.



Fifth castor

Mechanical version. The trolley can be rotated 360° on the spot.



Handle (pair)

Made of steel pipe and clad in plastic. Paint: RAL 5002 Ultramarine blue and RAL 3000 Flame red.



Rear panel

The **wire rear panel** gives the trolley greater stability and prevents the goods from slipping through. Mesh size 50 x 50 mm.



Wire shelf

The **shelves** can be hung in 50 mm intervals. Mesh size 100 x 30 mm.



¹ A static element must be used with loads of 50 kg or more or when using a ladder.


01.02 KT3 order picking trolleys


		KT3 with length of 900 mm			
Basic model order no.		06.00 230.50	06.00 231.50	06.00 232.50	06.00 233.50
A, length (mm)		900			
B, width (mm)		467		625	
C, height (mm)		1,630	1,830	1,630	1,830
D, platform length (mm)		850	850	850	850
Structural elements					
	Rear panel grate Screwed-on, mesh size 50 x 50 mm	00.52 812.50	00.52 925.50	00.52 812.50	00.52 925.50
	Wire mesh door 2-leaf with locking mechanism, mesh size 50 x 50 mm	00.80 404.50	00.80 969.50	00.80 404.50	00.80 969.50
Static elements ¹					
	Connecting tube screwed-into place to stabilise the side panels	00.49 781.50		00.49 781.50	
	Wire shelf, screw-on Mesh size 100 x 30 mm	00.05 372.50		00.69 634.50	
	Wire shelf, screw-on Mesh size 100 x 30 mm, with raised edge of 25 mm on both sides	00.45 035.50		00.45 713.50	
	Wooden shelf, screw-on With connecting tubes between the side panels for fastening	00.70 538.50		00.70 312.50	
Shelves					
	Wire shelf, attachable Mesh size 100 x 30 mm	00.14 299.50		00.15 994.50	
	Wire shelf, attachable, with raised edge of 25 mm on both sides Mesh size 100 x 30 mm	00.22 661.50		00.23 791.50	
	Wire shelf, attachable, with raised edge of 100 mm on both sides Mesh size 100 x 30 mm	00.39 159.50		00.41 193.50	
	Divider For wire shelves with raised edge of 100 mm	00.18 531.50		00.51 456.50	
	Wooden shelf, attachable Between the side panels for fastening	00.72 946.50		00.73 624.50	
Accessories					
	Push bar handles (pair) made of plastic coated steel tubing in RAL 5002 Ultramarine blue or RAL 3000 Flame red	00.40 570.76		00.40 570.76	
	Whiteboard Attachable, adjustable angle, with clamping strip	00.50 007.95		00.50 007.95	
	Fifth castor Mechanical, Ø 125 mm	60.01 017.50		60.01 017.50	
	Ladder Hinged, 3 steps	00.80 409.50		00.07 106.50	
	Blackboard Coated metal board with deep black surface	00.54 979.95		00.54 979.95	
	Wire tray for small items Plastic-coated in RAL 9005 Jet black W 235 x D 170 x H 135 mm, mesh size 5 x 5 mm	00.14 378.76		00.14 378.76	
	Anti-static strap for reliable conductive discharge on the chassis or on the 5th castor	00.74 205.95		00.74 205.95	
	Clothes rail Attachable, made of flat oval tubing	00.55 205.95		00.55 205.95	
	Note holder, screw-on Plastic coated metal board with clamping strip	05.40 634.95		05.41 019.95	
	Chassis with forklift loops	On request		On request	

¹ A static element must be used with loads of 50 kg or more or when using a ladder.

Other accessories available on request.

01.02 KT3 order picking trolleys

KT3 with length of 1,297 mm			
			
06.00 234.50	06.00 235.50	06.00 236.50	06.00 237.50
1,297			
467		625	
1,630	1,830	1,630	1,830
1,250	1,250	1,250	1,250
00.53 264.50	00.53 603.50	00.53 264.50	00.53 603.50
00.81 082.50	00.81 195.50	00.81 082.50	00.81 195.50
00.49 894.50	00.49 894.50		
00.06 163.50	28.06 893.50		
00.46 165.50	00.46 730.50		
00.67 748.50	00.70 086.50		
00.14 638.50	00.15 316.50		
00.24 243.50	00.24 356.50		
00.39 950.50	00.41 419.50		
00.18 531.50	00.51 456.50		
00.73 963.50	00.74 528.50		
00.40 570.76	00.40 570.76		
00.50 007.95	00.50 007.95		
60.01 017.50	60.01 017.50		
00.80 409.50	00.07 106.50		
00.54 979.95	00.54 979.95		
00.14 378.76	00.14 378.76		
00.74 205.95	00.74 205.95		
00.55 318.95	00.55 318.95		
05.40 634.95	05.41 019.95		
00.58 886.50	77.14 013.50		

KT3 with length of 1,713 mm			
			
06.32 658.50	06.33 758.50	06.18 194.50	06.23 731.50
1,713			
467		625	
1,630	1,830	1,630	1,830
1,666	1,666	1,666	1,666
77.41 514.50	77.24 881.50	77.41 514.50	77.24 881.50
-	-	-	-
77.50 773.50	77.50 773.50		
77.34 772.50	77.24 768.50		
(depending on quantity)	(depending on quantity)		
(depending on quantity)	77.84 831.50		
77.85 489.50	77.36 294.50		
77.34 659.50	77.93 954.50		
77.76 946.50	77.87 613.50		
00.18 531.50	00.51 456.50		
-	-		
00.40 570.76	00.40 570.76		
00.50 007.95	00.50 007.95		
60.01 017.50	60.01 017.50		
00.80 409.50	00.07 106.50		
00.54 979.95	00.54 979.95		
00.14 378.76	00.14 378.76		
00.74 205.95	00.74 205.95		
77.41 401.50	77.41 401.50		
05.40 634.95	05.41 019.95		
77.03 408.50	77.03 409.50		

01.03 KT3-X order picking trolleys

Ideal for small production batches

- > External dimensions can be configured in small grid units
- > Available custom-made for batch sizes of 1 or more
- > Extensive range of accessories



KT3-X
Equipment example



As standard:
The quality swivel castor from Wanzl

The basic model

Standard equipment: chassis made from square tubing, side panels made from square tube frame with wire grate, inserted into chassis and screwed-into place. One top static rod, screwed-in between the side panels. The length can be configured in increments of 30 mm, the width in increments of 50 mm, and the height in increments of 100 mm.

Castors: 4 Wanzl swivel castors Ø 125 mm. Rubber tread.

Surface finish: high gloss, galvanised, chrome-plated.

Order no.	06.85080.50		
Technical specifications	Min.	Max.	Grid unit
Length (mm)	886	1,816	30
Width (mm)	410	810	50
Height (mm)	1,170	1,870	100
Total load capacity (kg)	300		
Load capacity per shelf (kg)	75/50		

Configure your custom-made trolley today!



Basic model

01.03 KT3-X order picking trolleys

■ **A smooth order picking process benefits the supply chain.** The new KT3-X improves order picking efficiency as the unit can be individually tailored to your business requirements for better added value. It suits small production runs and is even available as a one-off order.



Scan QR code to watch film.

Accessories for a wide range of applications

Handle (pair)

Made of steel pipe and clad in plastic. Paint: RAL 5002 Ultramarine blue and RAL 3000 Flame red.



Wire shelf

The shelves can be screwed into the 100-mm grid. Mesh size 100 x 30 mm.



Ladder

Hinged ladder with three steps. Made of metal.



Fifth castor

Mechanical version. The trolley can be rotated 360° on the spot. Anti-static strap as accessory.



Blackboard

The coated metal plate can be written on with a piece of chalk.



Whiteboard

Attachable. The inclination angle is adjustable. With clamping strip.



Wire tray

Thanks to the narrow mesh size of 5 x 5 mm, your small items are secure.



Brake mechanism

Wanzl brake castors prevent the order picking trolley from rolling away.



Forklift loops for forklift trucks

For labour saving transport with most forklift models.



Forklift loops for pallet trucks

For labour saving transport with most pallet truck models.



01.04 KT4 order picking trolleys

Robust and extremely durable

- > *Load capacity up to 600 kg*
- > *Matched to Euro standard box*
- > *System design with individual structure*



KT4 basic model with accessories
Dimensions (mm): L 1,306 x W 806 x H 1,650

Standard equipment: chassis made of square tubing with non-slip wooden base. Side panels made from square tube frame with wire grate, inserted into chassis and screwed-in place. Wooden shelves can be screwed-in at height increments of 100 mm.

Castors: 2 fixed castors and 2 swivel castors Ø 160 mm, optionally with brake or central brake. Elastic tread.

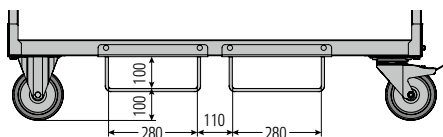
Surface finish: high gloss, galvanised, chrome-plated.

01.04 KT4 order picking trolleys

Transport with forklift

■ **The optional forklift loops** enable labour-saving transport in combination with most forklift models.

Note: Forklift insertion on the short side is only possible in conjunction with castor set Ø 125 mm and additional insertion aid for forklift trucks (available on request).



Forklift loops, dimensions in mm



		KT4				
Basic model order no.		For KT4 with height (C) of 1,650	06.00 500.50	06.00 506.50	06.00 502.50	06.00 504.50
		For KT4 with height (C) of 1,850	06.00 501.50	06.00 507.50	06.00 503.50	06.00 505.50
A x B, length x width (mm)			1,206 x 806	1,306 x 606	1,306 x 806	1,706 x 806
Total load capacity (kg)			600	600	600	600
Chassis load capacity (kg)			200	200	200	200
Load capacity per shelf (kg)			150	150	150	150
Structural elements						
	Rear panel grate Riveted-on, mesh size 75 x 100 mm	For KT4 with height (C) of 1,650	77.54 286.50	77.54 060.50	77.54 060.50	77.53 721.50
		For KT4 with height (C) of 1,850	77.54 399.50	74.54 173.50	77.54 173.50	77.53 947.50
Shelves						
	Shelf with non-slip wooden surface, screw in Useful area W x D in mm (without rear panel)		77.52 252.50	77.52 591.50	77.52 365.50	77.52 478.50
	Anti-slip guard For shelf and chassis, 10 mm projection		77.78 581.50	77.78 694.50	77.78 694.50	77.78 807.50
Accessories						
	Push bar handle made of plastic coated steel tube in RAL 5002 Ultramarine blue or RAL 3000 Flame red		77.54 512.76	77.54 625.76	77.54 512.76	77.54 512.76
	Blackboard Coated metal board with clamping strip, jet black surface		77.54 738.95	77.54 738.95	77.54 738.95	77.54 738.95
	Whiteboard Attachable, adjustable angle, with clamping strip		00.50 007.95	00.50 007.95	00.50 007.95	00.50 007.95
	Forklift loops With underbody protection		77.54 851.50	77.64 004.50	77.54 851.50	77.54 851.50
	Ladder Hinged, 3 steps		77.54 964.50	77.55 077.50	77.54 964.50	77.54 964.50
	Wire tray for small items, plastic coated in RAL 9005 Jet black, W 235 x D 170 x H 135 mm, mesh size 5 x 5 mm		00.14.378.76	00.14.378.76	00.14.378.76	00.14.378.76
Castor sets						
	Castor set Ø 160 mm 2 swivel castors, incl. 1 with brake + 2 fixed castors		60.07 690.00	60.07 690.00	60.07 690.00	60.07 690.00
	Castor set Ø 160 mm 2 swivel castors, with central brake + 2 fixed castors		60.08 142.00	60.07 577.00	60.08 142.00	60.08 142.00
	Castor set Ø 125 mm for forklift insertion on narrow side 2 swivel castors + 2 fixed castors, with guidance device for forklift		available on request			

01.05 KT Alu order picking trolleys

Lightweight and ergonomic

- > Only 454 mm wide – perfect for narrow aisles
- > Easy handling thanks to lightweight construction

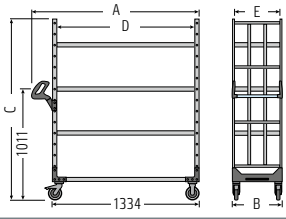




KT ALU basic model

Standard equipment: side panels, shelf frames and chassis frame made of aluminium. 3 shelves with platform made from aluminium-plastic composite material, can be bolted on at 100 mm intervals. Ergonomic comfort handle. Functional parts made of steel for optimum stability.

Castors: 4 swivel castors, incl. 2 with brake. Rubber tread.

Surface finish: plastic powder-coated. Side panels: blue RAL 5002

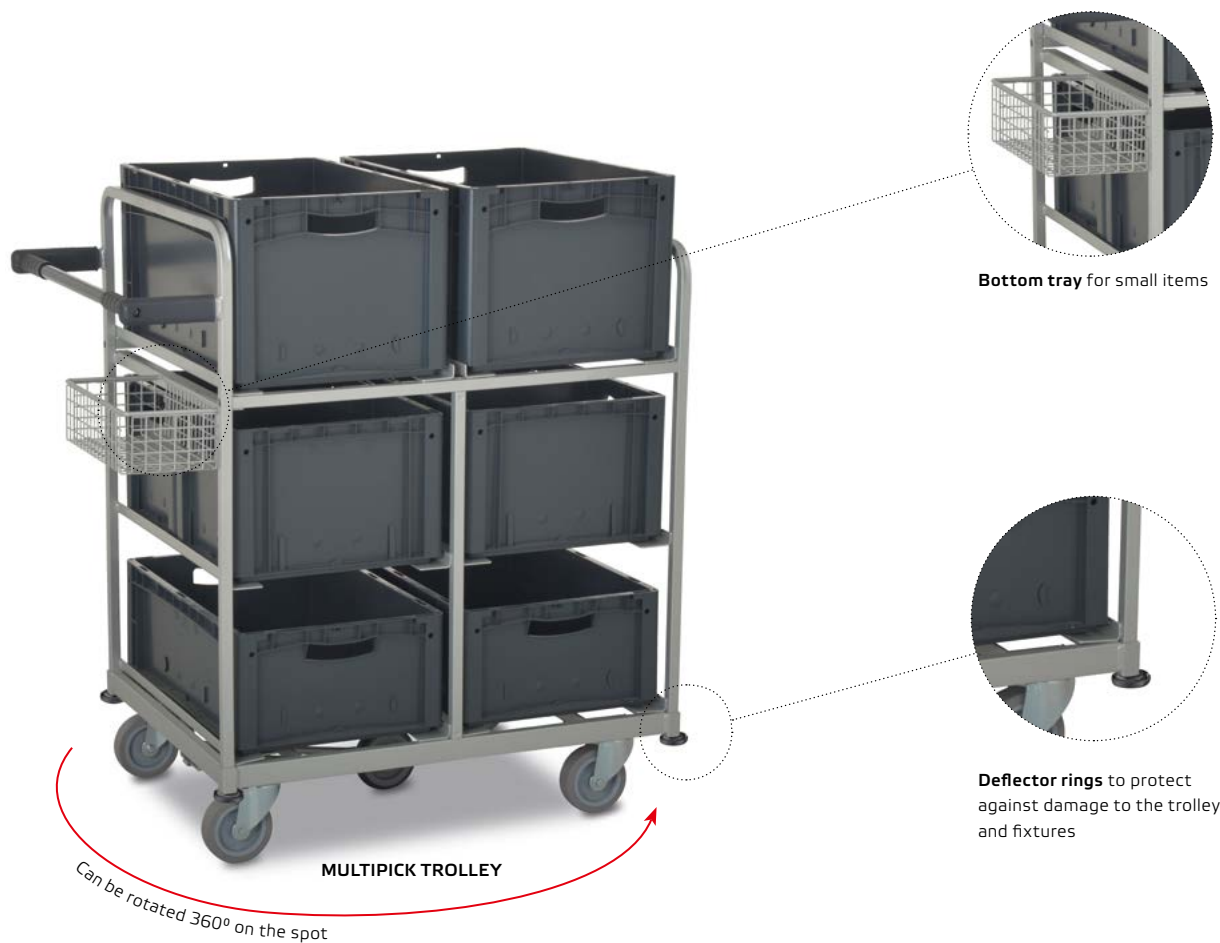
	KT Alu 454	KT Alu 654
		
Order no.	06.53 676.95	06.59 552.95
A x B, length x width (mm)	1,517 x 454	1,517 x 654
C, height (mm)	1,645	1,645
D x E, useful area of the shelves (mm)	1,250 x 445	1,250 x 645
Castor Ø (mm)	125	125
Total load capacity (kg)	100	100
Load capacity per shelf (kg)	25	25
Weight (kg)	32	39

01.06 MultiPick trolley

For order picking with European standard boxes

> Holds up to 6 boxes

> With small item basket



Standard equipment: frame made of square tubing. Side panel with small items basket made of wire, plus a horizontal pushing handle. 4 deflector rings on the chassis. 6 compartments for European standard boxes measuring 600 x 400 mm.

Castors: 4 swivel castors, elastic tread. Incl. 5th castor, fitted in the centre for easy manoeuvrability.

Surface finish: high gloss, galvanised, chrome-plated.

MultiPick trolley	
Order no.	06.44 636.50-V004
Length (mm)	1,082
Width (mm)	650
Height (mm)	1,138
Castor Ø (mm)	125
Load capacity per shelf (kg)	100
Total load capacity (kg)	200
Weight (kg)	40

01.07 Entertainment sorting trolley

For order picking books and media

- > Variable compartment size for multi-order picking
- > Two locking swivel castors function as a manoeuvring aid
- > Ergonomic handle



Ergonomic push bar handle

The push bar handle has been designed so that it offers different gripping heights depending on the size of the employee. Both sides of the bar are inclined toward the centre, preventing risk of injuries from knuckles protruding from the sides.



Heel protectors

The wire grate in front of the castors beneath the handle protects the feet when pulling the trolley.



Supplied without decoration.



Adjustable dividers

The sheet metal dividers can be adjusted or stacked on top of each other depending on the order volume. They can also be variably distributed across the shelves. A guide bar keeps the compartment dividers from falling out.



More directional stability

Simply press the foot-operated rail down and the directional lock transforms the two swivel castors into fixed castors by locking them. This ensures more directional stability while manoeuvring.

Standard equipment: base frame made of square tube, side panels with wire grate. Mountable sheet metal shelves with 19 adjustable dividers. Safety grate acts as heel protectors while pulling. Ergonomic push bar handle. Anti-static strap. The screwed-in top shelf with mesh can be omitted if the rear panel grate is used.

Castors: 4 swivel castors, including 2 that can be locked to function as fixed castors. Rubber tread.

Surface finish: base frame is high-gloss galvanised and chrome-plated. Shelves and dividers are made of galvanised sheet metal. Push bar handle, heel protectors and bar for setting the direction are coated in plastic powder in RAL 5015 Sky Blue.

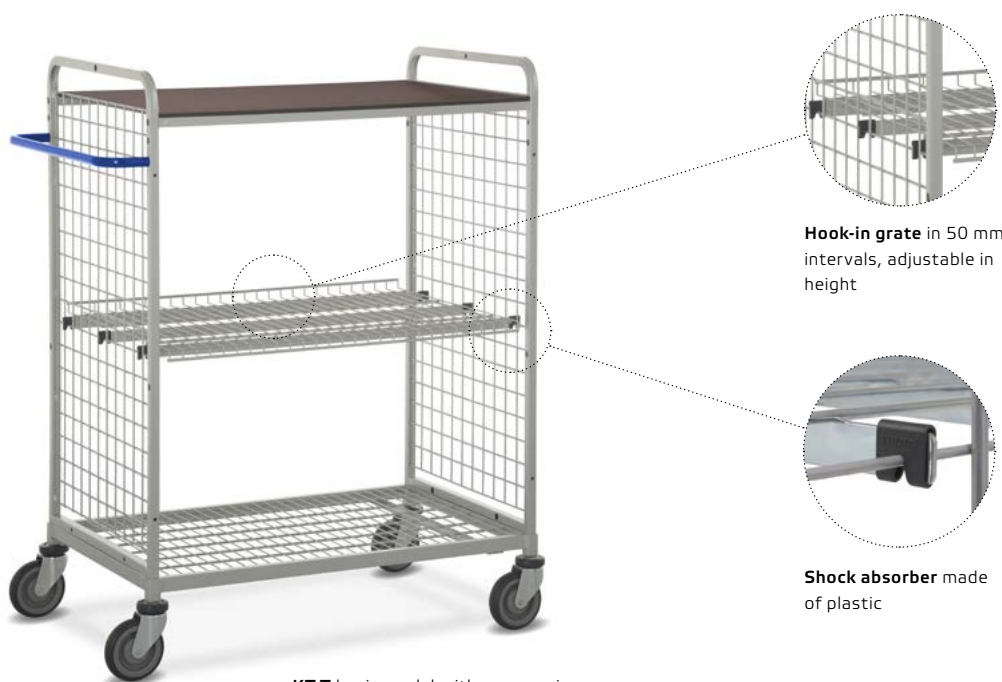
Entertainment sorting trolley	
Order no.	06.86 672.50-0000
Length (mm)	1,411
Width (mm)	607
Height (mm)	2,073
Castor Ø (mm)	125
Mesh size (mm)	50 x 52.5
Total load capacity (kg)	250
Load capacity per shelf (kg)	50
Weight (kg)	95

01.08 KT-T order picking trolley

As a mobile workstation or for small order picking jobs

> Compact height at just 1,230 mm

> Load capacity up to 200 kg



KT-T basic model with accessories


Standard equipment: chassis made of square tubing with welded bottom tray. Side panels made from square tube frame with wire grate, inserted into chassis and screwed-into place.

Castors: 4 Wanzl swivel castors, rubber tread. Optional: Fifth castor, fitted in the centre for easy manoeuvrability. This enables the trolley to turn on the spot.

Surface finish: high gloss, galvanised, chrome-plated.

		KT-T
Basic model order no.		06.00 211.50
Length x width x height (mm)		900 x 625 x 1,230
Castor Ø (mm)		125
Mesh size (mm)		50 x 50
Load capacity per shelf (kg)		75
Total load capacity (kg)		200
Accessories		
Horizontally fitted handle in red, green or blue		00.73 301.76
Wooden shelf, attachable		00.73 624.50
Wire shelf, attachable		00.15 994.50
Wire shelf, attachable, with raised edge of 25 mm		00.23 791.50
Rear panel grate		00.57 919.50
Antistatic strap		00.74 205.95
Fifth castor		60.01 017.50

02 Roll cages



02 Roll cages

Tough transporters

■ **Roll cages are an essential part of store logistics** for food retailers. They can be used to quickly and efficiently transport picked goods from the central warehouse to the stores. They are even considered to be the most widely used load carriers in this industry. But roll cages are not popular only with food retailers. This form of transport is also ideal for furniture centres, clothing companies, electronics stores and contract logistics.

■ **At Wanzi, we place a high value** on robust construction and reliable functionality for our roll cages. Ultimately, mobile load carriers are essential for fast loading and unloading of trucks in central warehouses and their branches. Our high quality products are also designed to keep the workloads of the employees as light as possible.

RC/E series roll cages

■ **RC/E series roll cages can be used universally for numerous products.** Our customers can decide between a metal platform or alternatively a robust plastic platform.

The containers can be collapsed and folded together easily to save space for empty transport or space-saving storage.



02.01 RC/E1 roll cages

Lightweight and robust

> *Plastic chassis*

> *Detachable side panels*



RC/E1 Basic model with a height of 1,540 mm

Rear panel (optional)

Plastic connectors secure the rear panel to the two side panels.



Wire shelf (optional)

The **wire shelf** can be attached at an interval of 360 mm.



Clips

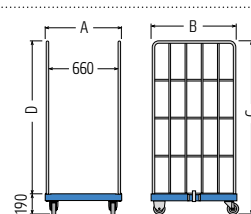
The **side panels** are detachable and are fastened securely to the chassis with clips.



Standard equipment: chassis made of plastic, with wide supporting rails. Side panels made of round tube frame with flat steel mesh, integrated clips.

Castors: 2 fixed and 2 swivel castors made of polyamide.

Surface finish: side panels with high gloss, galvanised, chrome-plated finish.



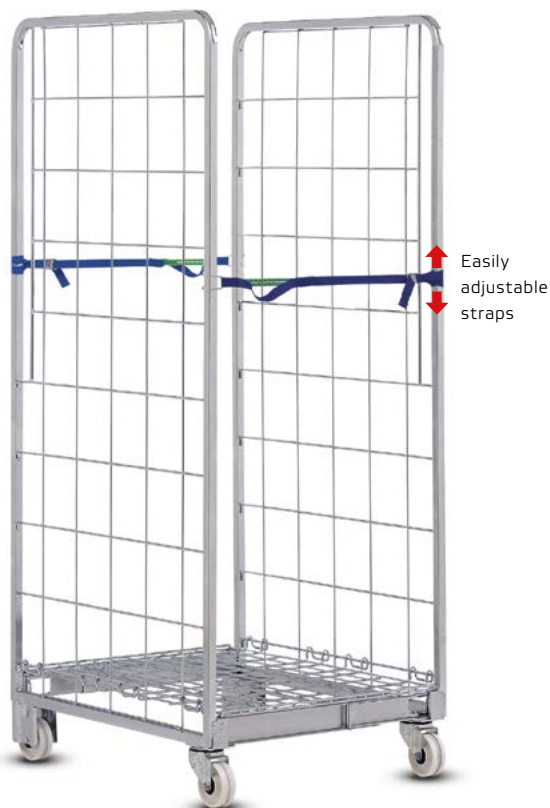
	RC/E1	RC/E1
Order no.	06.13 108.95-V001	06.13 108.95-V002
A x B x C, length x width x height (mm)	720 x 815 x 1,540	720 x 815 x 1,640
D, loading height (mm)	1,350	1,450
Mesh size (mm)	335 x 150	360 x 150
Castor Ø (mm)	108	108
Total load capacity / per shelf (kg)	500 / 75	500 / 75
Weight (kg)	23	23
Accessories		
Rear panel	00.92 424.50	00.18 101.50
Wire shelf	28.04 970.50	28.04 970.50
Wooden shelf	00.18 111.50	00.18 111.50
Textile strap	00.22 467.00	00.22 467.00
Rubber strap	00.14 207.07	00.14 207.07

02.02 RC/E2 roll cage

The collapsible container solution

> Optimised for storage and transport

> Light design



Easily adjustable straps



Folding sequence

RC/E2 Basic model with textile strap (accessories)

Wire shelf (optional)

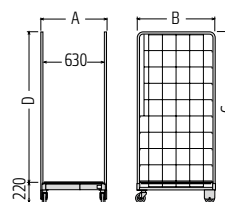
The wire shelf can be attached at intervals of 162 mm.



Standard equipment: chassis made of metal, collapsible with sheet steel hinges. Hinged support surface made of wire mesh. Side panels made of square tube frame with wire mesh.

Castors: 2 fixed and 2 swivel castors made of polyamide.

Surface finish: high gloss, galvanised, chrome-plated.



RC/E2



Order no.	06.06 103.50
A x B x C, length x width x height (mm)	685 x 810 x 1,770
D, loading height (mm)	1,550
Mesh size (mm)	162 x 135
Castor Ø (mm)	100
Total load capacity / per shelf (kg)	400 / 75
Weight (kg)	28
Accessories	
Wire shelf	77.04 664.50
Textile strap	00.22 467.00
Rubber strap	00.14 207.07

02.03 RC/E3 roll cages

Quick to fold

- > Textile strap as standard
- > Detachable side panels



RC/E3 Basic model with height of 1800 mm



Basic model, folded

Locking grate (optional)

The locking grate consists of a wire mesh and is attached to the side panels.



Pat. pend.

Wire shelf (optional)

The wire shelf with two raised edges can be attached at intervals of 260 mm.



Standard equipment: chassis made of metal, square tube frame with wire support surface, strengthened with reinforcing strips. Side panels made of round tube frame with wire mesh.

Castors: 2 fixed and 2 swivel castors made of polyamide, one of the swivel castors with brake.

Surface finish: high gloss, galvanised, chrome-plated.

	RC/E3	RC/E3
Order no.	06.17 064.50	06.17 177.50
A x B x C, length x width x height (mm)	730 x 810 x 1,640	730 x 810 x 1,800
D, loading height (mm)	1,450	1,640
Mesh size (mm)	260 x 135	260 x 135
Castor Ø (mm)	125	125
Total load capacity / per shelf (kg)	500 / 75	500 / 75
Weight (kg)	27	27
Accessories		
Locking grate , attachable	00.20 885.50	00.22 477.50
Wire shelf	77.64 157.00	77.64 157.00
Wire shelf , with stop bar	28.26 104.00	28.26 104.00
Wire shelf , one raised edge	77.45 411.00	77.45 411.00
Wire shelf , two raised edges	28.14 578.50	28.14 578.50
Textile strap , (optional)	00.22 467.00	00.22 467.00
Rubber strap	00.14 207.07	00.14 207.07

RC/S series roll cages

■ **With sophisticated technology and good handling qualities**, the RC/S series is fully enclosed and theft-proof, as well as tailored to meet a wide range of requirements.

The mesh size of the panels can be optionally adapted for any application ensuring the customer definitely receives the entire delivery.



02.04 RC/S1 roll cages

With plastic chassis

> Fully closed

> Lightweight design with plastic chassis



RC/S1
Basic model with a height of 1,950 mm incl. wire shelf (accessories)

Retaining hook

Additional fixing of the door makes unauthorised access more difficult.



Locking

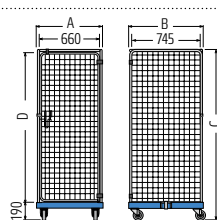
The metal lock bar can also be secured with a padlock, if required.



Standard equipment: chassis made of plastic, with wide support rails. Container structure made of round tube frame with wire mesh, integrated clips. Door with plastic hinges. Opening angle 270°.

Castors: 2 fixed and 2 swivel castors made of polyamide.

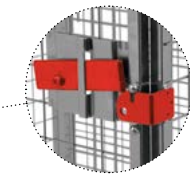
Surface finish: high gloss, galvanised, chrome-plated.



	RC/S1	RC/S1	RC/S1
Order no.	06.05 539.95	06.05 537.95	06.05 538.95
A x B x C, length x width x height (mm)	720 x 810 x 1,650	720 x 810 x 1,850	720 x 810 x 1,950
D, loading height (mm)	1,450	1,650	1,750
Mesh size (mm)	50 x 50	50 x 50	50 x 50
Castor Ø (mm)	108	108	108
Total load capacity / per shelf (kg)	500 / 75	500 / 75	500 / 75
Weight (kg)	45	55	65
Accessories			
Wire shelf	28.07 345.50	28.07 345.50	28.07 345.50
Wire shelf, with raised edge on one side	28.09 040.50	28.09 040.50	28.09 040.50

02.05 RC/S2 roll cage

- > Fully closed
- > With wire shelf as standard



The locking mechanism engages automatically. Can be locked with padlock if required.

RC/S2

Standard equipment: metal chassis. Square tube frame with wire support surface, strengthened with reinforcing strips. Container structure made of square tube frame with wire mesh, screwed and riveted. Door with metal hinges. Opening angle 270°. Incl. hinged wire shelf.

Castors: 2 fixed and 2 swivel castors made of polyamide.

Surface finish: high gloss, galvanised, chrome-plated.

	RC/S2
Order no.	06.09 944.50
A x B x C, length x width x height (mm)	720 x 840 x 1,795
D, loading height (mm)	1,607
Mesh size (mm)	50 x 50
Castor Ø (mm)	125
Total load capacity / per shelf (kg)	500 / 75
Weight (kg)	55

02.06 RC/S8 roll cage

- > Fully closed
- > Robust design



Locking mechanism Can be locked with padlock if required.

RC/S8
Basic model with attachable wire shelf (accessories)

Standard equipment: metal chassis. Square tube frame with wire support surface, strengthened with reinforcing strips. Container structure made of square tube frame with wire mesh, screwed and riveted. Door with metal hinges. Opening angle 270°.

Castors: 2 fixed and 2 swivel castors made of polyamide.

Surface finish: high gloss, galvanised, chrome-plated.

	RC/S8
Order no.	06.21 639.50
A x B x C, length x width x height (mm)	720 x 810 x 1,645
D, loading height (mm)	1,457
Mesh size (mm)	50 x 50
Castor Ø (mm)	125
Total load capacity / per shelf (kg)	500 / 75
Weight (kg)	45
Accessories	
Wire shelf	28.22 981.50
Wire shelf, with raised edge on one side	28.22 980.50

02.07 RC/S9 roll cages

Optimised loading area for transport in trucks

- > Fully closed
- > Basis for many customer-specific variants



RC/S9 Basic model with height of 1925 mm and wire shelf (accessories)

Locking

Latching 3-point locking element for security during transport.

The locking mechanism can be secured with a padlock if required.



Brake mechanism

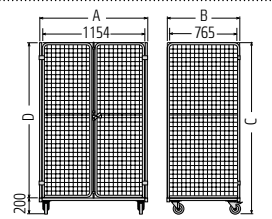


Two swivel castors are equipped with brakes.



Standard equipment: metal chassis. Square tube frame with wire support surface, strengthened with reinforcing strips. Container structure made of square tube frame with wire mesh, riveted. Door with metal hinges. Opening angle 270°.

Castors: 4 swivel castors made of polyamide, 2 with brakes.

Surface finish: high gloss, galvanised, chrome-plated.

	RC/S9	RC/S9
		
Order no.	06.13 221.50	06.13 223.50
A x B x C, length x width x height (mm)	1,205 x 810 x 1,660	1,205 x 810 x 1,905
D, loading height (mm)	1,460	1,705
Mesh size (mm)	50 x 50	50 x 50
Castor Ø (mm)	125	125
Total load capacity / per shelf (kg)	500 / 75	500 / 75
Weight (kg)	65	74
Accessories		
Wire shelf	28.01 525.50	28.01 525.50
Wire shelf, with raised edge on one side	28.01 526.50	28.01 526.50
Wooden shelf	00.84 684.95	00.84 684.95

02.08 RC/S10 roll cages

Wide design

- > Fully closed
- > Two-leaf door



RC/S10
Basic model with height of 1,425 mm and raised edge on one side of wire shelf (accessories)

Locking

Latching 3-point locking element for security during transport.

The locking mechanism can be secured with a padlock if required.



Brake mechanism

Two swivel castors are equipped with brakes.



Standard equipment: metal chassis. Square tube frame with wire support surface, strengthened with reinforcing strips. Container structure made of square tube frame with wire mesh, riveted. Door with metal hinges. Opening angle 270°.

Castors: 4 swivel castors made of polyamide, 2 with brakes.

Surface finish: high gloss, galvanised, chrome-plated.

	RC/S10	RC/S10
Order no.	06.04 407.50	06.19 550.50
A, length (mm)	1,520	1,520
B, width (mm)	635	635
C, height (mm)	1,405	1,700
D, loading height (mm)	1,215	1,510
Mesh size (mm)	50 x 50	50 x 50
Castor Ø (mm)	125	125
Total load capacity / per shelf (kg)	400 / 75	400 / 75
Weight (kg)	62	70
Accessories		
Wire shelf with raised edge on one side	28.05 537.50	28.05 537.50

02.09 RC/S11 roll cage

Optimised loading area for transport in trucks

> Fully closed

> Shallow depth of 610 mm



RC/S11 Basic model

Locking

Latching 3-point locking element for security during transport.

The locking mechanism can be secured with a padlock if required.



Brake mechanism

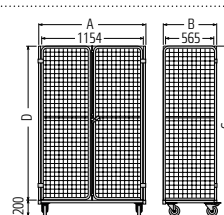
Two swivel castors equipped with total brakes.



Standard equipment: metal chassis. Square tube frame with wire support surface, strengthened with reinforcing strips. Container structure made of square tube frame with wire mesh, riveted. Door with metal hinges. Opening angle 270°.

Castors: 2 fixed and 2 swivel castors. Swivel castors with total brakes. Elastic tread, grey.

Surface finish: high gloss, galvanised, chrome-plated.



RC/S11



Order no.	06.42 489.50
A, length (mm)	1,205
B, width (mm)	610
C, height (mm)	1,920
D, loading height (mm)	1,720
Mesh size (mm)	50 x 50
Castor Ø (mm)	125
Total load capacity / per shelf (kg)	500 / 75
Weight (kg)	55
Accessories	
Wire shelf	28.01 515.50

RC/N series roll cages

■ **Because warehouse and shipping space is valuable**, RC/N series roll cages are collapsible and can be nested to save maximum space for transport and storage.

You choose the desired design – two side panels, fully closed or with hinged shelves, either as standard or optional equipment.



02.10 RC/N1 roll cage

Lightweight design

- > *Can be nested to save space*
- > *Locking mechanism suitable for padlock*



RC/N1 Basic model with additional wire shelf (accessories)



Can be nested to save space

Space requirement in row	
per roll cage	200 mm
10 roll cages	2,655 mm
50 roll cages	10,655 mm

Locking

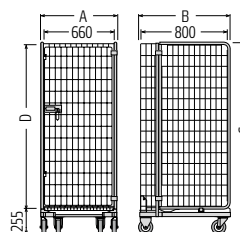
The locking mechanism can be secured with a padlock if required.




Standard equipment: chassis made of square tube frame, welded. Hinged support surface made of wire mesh. Container structure made of round tube frame with wire mesh and plastic hinges. Door opening angle 270°.

Castors: 2 fixed and 2 swivel castors made of polyamide.

Surface finish: high gloss, galvanised, chrome-plated.



RC/N1

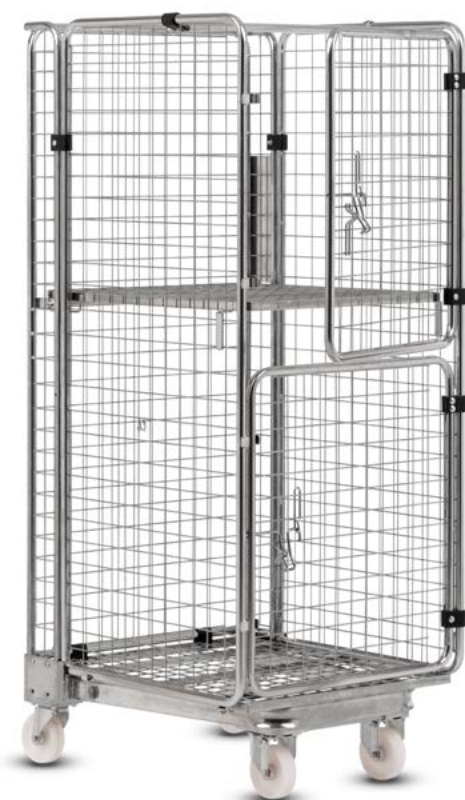


Order no.	06.16 386.50
A, length (mm)	720
B, width (mm)	855
C, height (mm)	1,775
D, loading height (mm)	1,520
Mesh size (mm)	100 x 50
Castor Ø (mm)	125
Total load capacity / per shelf (kg)	350 / 75
Weight (kg)	63
Accessories	
Wire shelf	00.97 494.50

02.11 RC/N2 roll cage

With two-part door

- > With clothes rail and wire shelf as standard
- > Fully closed



RC/N2 Basic model with hinged wire shelf (as standard)

Can be nested to save space

Space requirement in row
 per roll cage 200 mm
 10 roll cages 2,655 mm
 50 roll cages 10,655 mm



Clothes rail

Hinged. Made of round tube with plastic hinge.



Sign

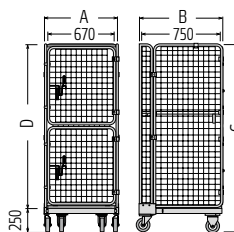
Made of metal. For stickers, labelling, etc.
 Size 114 x 323 mm




Standard equipment: chassis made of square tube frame, curved. Hinged support surface made of square tube frame with wire mesh and reinforcing strips. Container structure made of round tube frame with wire mesh and plastic hinges. Two-part door with opening angle of 270°.

Castors: 2 fixed and 2 swivel castors made of polyamide.

Surface finish: high gloss, galvanised, chrome-plated.



RC/N2



Order no.	06.17 515.50
A, length (mm)	730
B, width (mm)	825
C, height (mm)	1,815
D, loading height (mm)	1,565
Mesh size (mm)	100 x 50
Castor Ø (mm)	125
Total load capacity / per shelf (kg)	400 / 75
Weight (kg)	63

02.12 RC/N3 type 1 roll cage

Optimised for transporting European standard boxes

- > With wire shelf as standard
- > Basis for many customer-specific variants



RC/N3 TYPE 1 basic model
Supplied without standard boxes.



Can be nested to save space

Space requirement in row	
per roll cage	290 mm
10 roll cages	3,480 mm
50 roll cages	15,080 mm

Moving aid

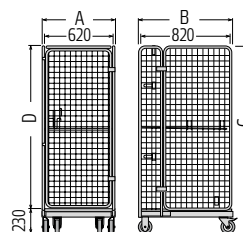
The integrated foot-operated rail aids movement over steps and through doorways.



Standard equipment: chassis made of square tube frame, curved. Hinged support surface made of flat steel frame with wire, strengthened with reinforcing strips. Container structure made of round tube frame with wire mesh and plastic hinges. Door opening angle 270°.

Castors: 2 fixed castors, 2 swivel castors with brakes. Elastic tread, grey.

Surface finish: high gloss, galvanised, chrome-plated.



RC/N3 type 1



Order no.	06.08 927.50
A x B x C, length x width x height (mm)	680 x 870 x 1,715
D, loading height (mm)	1,485
Mesh size (mm)	50 x 50
Castor Ø (mm)	125
Total load capacity / per shelf (kg)	400 / 75
Weight (kg)	48

02.13 RC/N3 type 2 roll cage

Optimised for transport on the loading area of trucks

- > With wire shelf as standard
- > With integrated foot-operated rail



RC/N3 TYPE 2 basic model

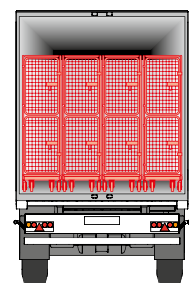


Can be nested to save space

Space requirement in row	
per roll cage	300 mm
10 roll cages	3,500 mm
50 roll cages	15,550 mm

Optimised dimensions for transport in trucks

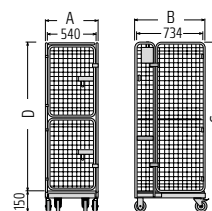
Thanks to the narrow width of 600 mm, 4 roll cages can be arranged next to each other in most truck trailers.



Standard equipment: chassis made of square tube frame, curved. Hinged support surface made of flat steel frame with wire, strengthened with reinforcing strips. Container structure made of round tube frame with wire mesh and plastic hinges. Door opening angle 270°.

Castors: 2 fixed castors, 2 swivel castors, incl. 1 with brake. Elastic tread, grey.

Surface finish: high gloss, galvanised, chrome-plated.



RC/N3 type 2




Order no.	06.36 387.50
A x B x C, length x width x height (mm)	600 x 802 x 1,900
D, loading height (mm)	1,750
Mesh size (mm)	50 x 50
Castor Ø (mm)	125
Total load capacity / per shelf (kg)	400 / 75
Weight (kg)	51

02.14 RC/N5 roll cage

Optimised for transport on the loading area of trucks

- > Can be nested to save space
- > Three-sided design



RC/N5 Basic model

Can be nested to save space

Space requirement in row
 per roll cage 210 mm
 10 roll cages 2,715 mm
 50 roll cages 11,115 mm



Fixing

The net weight of the goods provides additional security to the side panels.



Lateral recesses

Reliable and easy container manoeuvrability.



Standard equipment: chassis made of square tube frame, curved. Hinged support surface made of square tube frame with wire, strengthened with reinforcing strips. Rear panel made of wire grate and folded sheet metal. Side panels made of round tube frame with wire mesh and metal hinges.

Castors: 2 fixed and 2 swivel castors made of polyamide.

Surface finish: high gloss, galvanised, chrome-plated.

		RC/N5
Order no.		06.17 290.50
A x B x C, length x width x height (mm)		800 x 820 x 1,750
D, loading height (mm)		1,515
Mesh size (mm)		375 x 115
Castor Ø (mm)		125
Total load capacity / per shelf (kg)		400 / 75
Weight (kg)		45
Accessories		
Wire shelf		00.62 326.50
Fibre strap		00.22 467.00
Rubber strap		00.14 207.07

02.15 RC/N6 roll cage

Optimised for transport on the loading area of trucks

> With integrated moving aid

> Fully closed



RC/N6 Basic model with attachable wire shelf (standard)

Can be nested to save space

Space requirement in row
per roll cage 400 mm
10 roll cages 4,355 mm
50 roll cages 20,355 mm



Moving aid

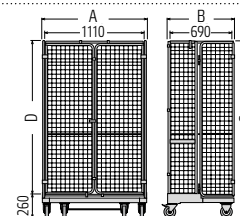
The integrated rail for foot leverage or forklift guidance supports manoeuvring over steps and through doorways.



Standard equipment: chassis made of square tube frame, curved. Hinged support surface made of square tube frame with wire, strengthened with reinforcing strips. Container structure, made of round tube frame with wire mesh and metal hinges. Door leaf opening angle 270°.

Castors: 4 swivel castors, including 2 with brake. Elastic tread, grey.

Surface finish: high gloss, galvanised, chrome-plated.



RC/N6




Order no.	06.05 877.50
A, length (mm)	1,180
B, width (mm)	755
C, height (mm)	1,980
D, loading height (mm)	1,720
Mesh size (mm)	50 x 50
Castor Ø (mm)	125
Total load capacity / per shelf (kg)	500 / 75
Weight (kg)	100
Accessories	
Wire shelf (optional)	00.52 930.50

02.16 RC/N8 roll cage

Optimised for transport on the loading area of trucks

- > Can be nested to save space
- > Textile strap as standard



RC/N8 Basic model

Can be nested to save space

Space requirement in row	
per roll cage	220 mm
10 roll cages	2,780 mm
50 roll cages	11,580 mm



Swivelling side panels

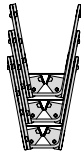
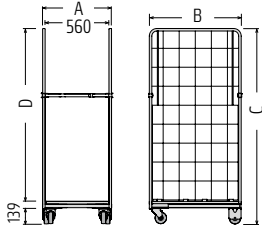
The bottom tray is attached to the side panels and is easy to fold up at the side. The side panels, which can now be freely swivelled, are pushed onto the A-shaped chassis and make it possible to nest the roll cages into each other.



Standard equipment: chassis made of square tube frame, with bottom tray that can be folded up at the side. Side panels made of square tube frame with welded wire grate. Side panels rotatable around A-frame. Incl. 2 textile straps.

Castors: 2 fixed and 2 swivel castors made of polyamide.

Surface finish: high gloss, galvanised, chrome-plated.

		RC/N8
	RC/N8 nested, top view.	
	A 560, B, C, D, 139	
Order no.		06.23 844.50
A x B x C, length x width x height (mm)		600 x 800 x 1,700
D, loading height (mm)		1,505
Mesh size (mm)		140 x 165
Castor Ø (mm)		100
Total load capacity (kg)		400
Weight (kg)		39
Accessories		
Textile strap, red		00.75 222.00
Rubber strap		00.14 207.07

02.17 RC/N9 standard roll cages

Ideal for food retailers

- > Can be nested with a simple grip
- > With metal or plastic base



Standard RC/N9
with plastic chassis

Can be nested to
save space

Space requirement in row:	
per roll cage	245 mm
10 roll cages	3,272 mm
50 roll cages	13,562 mm



Base secured using magnets

The chassis can be folded up and down with a simple grip. The panel is equipped with magnets that fix the panel to either the side panel or the chassis.



Standard equipment: Z-shaped chassis made of square tube frame with profile end caps. Two side panels made of round tube frame with wire mesh. Hinged metal or plastic chassis in RAL 5005 Signal blue. Incl. 2 textile straps.

4-sided design: each side panel has one door in the front and the back for a closed structure. Including a suspended static rod for stabilisation.

Castors: 2 swivel castors and 2 fixed castors made of polyamide.

Surface finish: high gloss, galvanised, chrome-plated.

	RC/N9 2 sides	RC/N9 4 sides
Order no. with metal base	06.90 515.50-V001	06.90 515.50-V002
Order no. with plastic base	06.90 515.50-V003	06.90 515.50-V004
Length x width x height (mm)	846 x 760 x 1,924	846 x 760 x 1,949
Castor Ø (mm)	125	125
Total load capacity (kg)	350	350
Weight with metal base (kg)	51.4	54.8
Weight with plastic base (kg)	42.5	36.2
Accessories		
Wire shelf	77.46 764.50-0000	
Plastic shelf, blue	77.29 814.95-5005	
Rubber strap	00.14 207.07-0000	
Castor set, elastic tread, Ø 125 mm	60.72 218.00-0000	

02.18 RC/N9 slimline roll cages

Ideal for food retailers

- > Can be nested with a simple grip
- > With metal or plastic base
- > Narrow design



RC/N9 SLIMLINE
with plastic chassis

Can be nested to save space

Space requirement in row
per roll cage 360 mm
10 roll cages 4,177 mm
50 roll cages 18,577 mm



Base secured using magnets

The chassis can be folded up and down with a simple grip. The panel is equipped with magnets that fix the panel to either the side panel or the chassis.

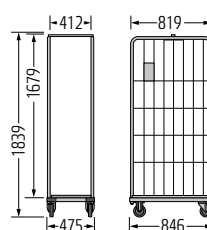


Standard equipment: Z-shaped chassis made of square tube frame with profile end caps. Two side panels made of round tube frame with wire mesh. Hinged metal or plastic chassis in RAL 5005 Signal blue. Incl. 2 textile straps.

4-sided design: each side panel has one door in the front and the back for a closed structure. Including a suspended static rod for stabilisation.

Castors: 2 swivel castors and 2 fixed castors made of polyamide.

Surface finish: high gloss, galvanised, chrome-plated.



	RC/N9 slim 2 sides	RC/N9 slim 4 sides
--	--------------------	--------------------



Order no. with metal base	06.90 514.50-V001	06.90 514.50-V002
Order no. with plastic base	06.90 514.50-V003	06.90 514.50-V004
Length x width x height (mm)	846 x 475 x 1,924	846 x 475 x 1,924
Castor Ø (mm)	125	125
Total load capacity (kg)	350	350
Weight with metal base (kg)	37.8	47.5
Weight with plastic base (kg)	45	33.3
Accessories		
Wire shelf	77.46 990.50-0000	
Plastic shelf, blue	77.29 927.95-5005	
Rubber strap	00.14 207.07-0000	
Castor set, elastic tread, Ø 125 mm	60.72 218.00-0000	

03 Transport trolleys



03 Transport trolleys

Efficient handling of goods

- **Upon receiving products**, goods often require unpacking prior to onward transportation. Our mobile box containers are always close by, and provide impressive capacity for disposing of boxes and film. The products can then be made immediately available in the warehouse. Fast transport into the order picking warehouse also minimises the space required for receiving goods. Our wide range of large and small transport trolleys supports this task.
- **Whether for single packing stations** or packaging lines, sufficient packaging material should always be available. With our box transport trolleys, you can quickly transport large and small shipping boxes to packing stations and facilitate short shipping lead times.
- **Large and heavy**, or even bulky items are also transportable using trolleys from Wanzl, which are designed with these needs in mind. The various transport trolley model series are used in both speciality markets and warehouses.

03.01 SP special transporters

For transporting bulky goods

> *Ergonomically designed handle*

> *Nesting*



SP2 SPECIAL TRANSPORTER
With castors Ø 160 mm



SP2 DUO SPECIAL TRANSPORTER
with flagpole and connector plate
(accessories)

Standard equipment: frame made of flat oval tubing, arms made of round tubes with ergonomically shaped handles made of shatter-proof plastic. Frost and water resistant wooden platform with protective frame all round made of square tubing.

SP2 Duo: with additional hinged wooden shelf.

SP3: with side support bracket.

Castors: 2 Wanzl fixed castors and 2 Wanzl swivel castors, rubber tread.

Surface finish: high gloss, galvanised, chrome-plated.

03.01 SP special transporters

■ **The SP special transporter can be used anywhere there** is a need to transport bulky materials and heavy components without extensive effort. With runners as standard, it is easy to push them together as well.

SP3 SPECIAL TRANSPORTER



Ample leg room

It is easy to push the trolley without risk of injury.



Colours, optional

Standard colours available for the handles. For CI-compliant design.

Flame red	RAL 3000	
Pure orange	RAL 2004	
Traffic green	RAL 6024	
Ultramarine blue	RAL 5002	
Anthracite grey	RAL 7016	

Risk of injury prevented

The stopper on the handle prevents injuries when transporting sheet materials.



Can be nested to save space

The transport trolleys can be nested together to save space.



	SP 2		SP 2 Duo	SP 3	
Order no.	05.20 456.51	05.20 458.51	05.42 030.52	05.20 457.51	05.20 459.51
A x B x C, length x width x height (mm)	1,070 x 650 x 1,100	1,070 x 650 x 1,140	1,070 x 650 x 1,100	1,070 x 650 x 1,100	1,070 x 650 x 1,100
Platform length x width (mm)	940 x 540	940 x 540	940 x 540	980 x 560	980 x 560
Castor Ø (mm)	125	160	125	125	160
Load capacity (kg)	250	400	250	250	400
Weight (kg)	23	28	36	32	32
Nesting depth per trolley	325	325	325	325	325
Space requirement for 10 trolleys	3,770	3,770	3,770	3,770	3,770
Accessories					
Flagpole	-	-	77.43 968.52	-	-
Clipboard	-	-	05.42 149.95	-	-

03.02 Box containers

Lightweight design in two sizes, suitable for large volumes of waste

- > *Sturdy tube frame*
- > *Folding front grate*
- > *Can be folded flat to save space*



BOX CONTAINER
with length of 1,200 mm



BOX CONTAINER
with length of 1,620 mm

Standard design

Length 1,200 mm: sturdy tube frame with wire grate panelling. Front grate can be folded once.

Castors: 4 swivel castors, including 2 with brake. Rubber tread.

Length 1,620 mm: sturdy tube frame with wire grate panelling. Front grate can be folded twice.

Surface finish: high gloss, galvanised, chrome-plated.

Can be folded flat to save space

The container is easy to fold in just a few steps for space-saving storage.



Folding front grate

Depending on the container size, the front grate can be folded once or twice and enables easy loading and convenient access to the contents.



03.02 Box containers

■ **For collection, provision or disposal** of boxes, crates and large volume packing materials.



1 DESIGN

Sturdy tube frame with wire grate panelling

2 FOLDING

For easy loading

3 CASTORS

4 swivel castors, including 2 with brake. Rubber tread.

2 FOLDS FLAT

Can be folded flat in just a few steps, for space-saving storage.

Box container	Length	
Length	1,200 mm	1,620 mm
Order no.	06.22 488.50	06.24 952.50
Length x width x height (mm)	1,200 x 800 x 1,720	1,620 x 1,020 x 1,800
Mesh size (mm)	145 x 36	145 x 36
Castor Ø (mm)	125	125
Volume (litres)	1,200	2,300
Load capacity (kg)	100	200
Weight (kg)	40	77

03.03 Panel transporters

For transporting panels, panes, mattresses and much more

- > With variable plug-in guide bars
- > Including 2 castor brakes that ensure stability during loading and unloading
- > Non-slip wooden platform



PANEL TRANSPORTER

Variable plug-in guide bars

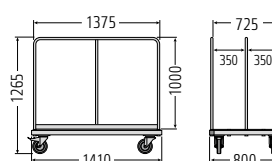
Five slots are available. Both the side bars and the central divider can be placed in different slots or removed.



Standard equipment: chassis made of sturdy square tube frame with variably attachable side bar and divider. Wooden platform with non-slip sieve embossing.

Castors: 4 bonded-on swivel castors, including 2 with brake.

Surface finish: high gloss, galvanised, chrome-plated.



Panel transporter

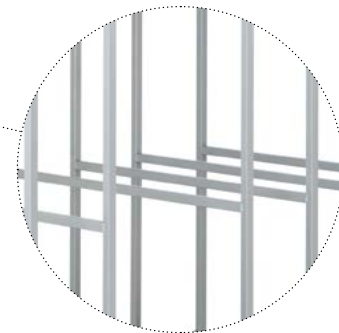


Order no.	06.41 585.50
Length x width x height (mm)	1,420 x 800 x 1,265
Castor Ø (mm)	160
Load capacity (kg)	400
Weight (kg)	62

03.04 KT-VP1 Cardboard packaging trolley

For provision of packaging material

- > For unfolded boxes of various sizes
- > Numerous dividers



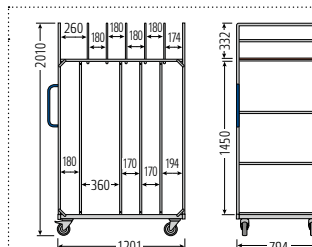
The clever grate system enables a wide range of transportation options

KT-VP1

Standard equipment: side panels made of square tubing, with cross struts. Chassis and screwed-in shelf with non-slip wooden surface. 5 compartment dividers at top, 4 compartment dividers at bottom. Push bar handle made of plastic-coated steel tubing in blue or red.

Castors: 4 swivel castors, incl. 2 with brake. Elastic tread.

Surface finish: high gloss, galvanised, chrome-plated.



KT-VP1



Order no.	06.45 540.50-0002
Length x width x height (mm)	1,200 x 795 x 2,010
Castor Ø (mm)	125
Total load capacity (kg)	125
Top shelf load capacity (kg)	50
Chassis load capacity (kg)	75
Weight (kg)	70

04 Pallet systems



04 Pallet systems

Efficient warehousing

■ **The pallet is vital** in warehousing and logistics. The design of stock areas, stowage space in vehicles and packing units for retail are all influenced by its measurements. The many useful properties of the pallet are given a new dimension with the use of a Wanzl pallet box.

■ **The warehouse and logistics range** includes versatile pallet containers as well as practical pallet boxes. Extra unused pallet boxes and containers can be folded up and stacked to save space.

■ **If you want to** equip your warehouse with new space-saving solutions, Wanzl's experts can efficiently advise you with no obligation.

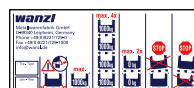
04.01 PA-X pallet boxes

For Euro pallets measuring 1,200 x 800 mm

- > Stackable or mobile
- > Can be folded to save space



PA-X1/S PALLET BOXES, stackable.
Closing grate on the long side can be folded back.
Supplied without wooden pallet.

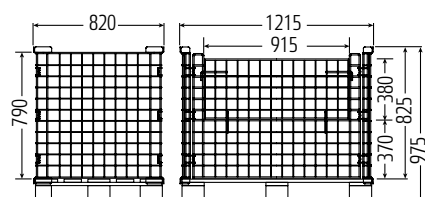


SAFE HANDLING
Clear information on load capacity and stacking shown directly on the box

PA-X/S series

Standard equipment: sturdy pallet boxes in folding or closed design. Secure thanks to stacking corners with large support surface. 2 retaining bars each on the short sides. Also available in non-stacking version.

Surface finish: high gloss, galvanised, chrome-plated.



Dimensions in mm

PA-X1/N, mobile

Standard equipment: as PA-X1/S, but without stacking corners and retaining bar.

Castors: swivel castors Ø 100 mm, incl. 2 with brakes. Rubber tread.



PA-X1/N, mobile

04.01 PA-X pallet boxes

■ **The PA-X series** provides practical assistance when storing palletised products. It can be folded up to save space and stored when not needed.



All models can be folded to save space.

Secure hold

Four latching bars on the narrow sides ensure the load is kept secure on the Euro pallet.



Safe stacking

Stacking corners with large contact surfaces and high edges prevent the box from slipping.



Divider (optional)

Fits all models with closed long sides. Mesh size 73 x 70 mm.



Intermediate grate (optional)

Fits all models. For variable attachment in 70 mm grid. High load capacity. Mesh size 25 x 125 mm.



Maximum load capacity / stacking height

PA-X/S pallet boxes		
Model	Load capacity	Stackability
PA-X1/S	max. 1000kg	max. 2x 0 kg / 1000kg
		max. 4x 1000kg / 1000kg / 1000kg / 1000kg

	PA-X1/S	PA-X1/N, mobile
Order no.	06.00 002.50	06.15 481.50
Length x width x height (mm)	1,215 x 820 x 975	1,215 x 820 x 975
Mesh size (mm)	70 x 70	70 x 70
Volume (litres)	700	700
Weight (kg)	29	29
Accessories		
Divider 715 x 725 mm	27.58 692.50	27.58 692.50
Intermediate grate 1,200 x 735 mm	28.61 392.50	28.61 392.50

04.02 PA 300 pallet boxes

For Düsseldorf reusable pallets

- > Stackable
- > With closing grate that can be folded once



PA 300/1
PALLET BOX

PA 300/2
PALLET BOX

Supplied without pallet



Divider (optional)

For the long side.
720 x 690 mm. Mesh size
76 x 76 mm.

Safe stacking

Stacking corners with large contact surfaces and high edges prevent the box from slipping.



Maximum load capacity / stacking height

PA 300		
Load capacity	Stackability	
max. 500 kg	max. 2x 0 kg	max. 2x 500 kg

Standard equipment: sturdy grid construction with closing grate that can be folded once on the short or long side. Four latching retaining bars. Secure thanks to stacking corners with large support surface.

Surface finish: high gloss, galvanised, chrome-plated.

	PA 300/1	PA 300/2
Order no.	06.50 031.50	06.45 879.50
Length x width x height (mm)	820 x 615 x 825	820 x 615 x 825
Mesh size (mm)	77 x 70	77 x 70
Volume (litres)	340	340
Weight (kg)	15	15
Accessories		
Divider 720 x 690 mm	27.50 032.50	27.50 032.50

04.03 PC 1000/1 pallet containers

With load capacity of up to 1,000 kg

- > Stackable
- > Can be folded flat to save space



PC 1000/1 PALLET CONTAINER
stackable, with divider (accessories)

Can be folded flat to save space

Can be folded flat and stacked to save space for transport and storage.



Safe stacking

Stacking corners with large contact surfaces and high edges prevent the box from slipping.

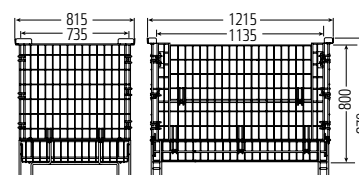


Maximum load capacity / stacking height

PC 1000/1	
Load capacity	Stackability
max. 1000kg	max. 4x 1000kg 1000kg 1000kg 1000kg
	max. 3x 0kg 0kg 0kg

Standard equipment: sturdy grid construction with solid stacking feet made of wire. Stacking corners with large support surface. Side panels with edging wire. Self-closing locking mechanism. Front grate can be folded once.

Surface finish: high gloss, galvanised, chrome-plated.



PC 1000/1



Order no.	06.85 390.50
Length x width x height (mm)	1,215 x 815 x 970
Mesh size (mm)	100 x 50
Volume (litres)	650
Weight (kg)	66
Accessories	
Divider 705 x 750 mm	27.86 958.50

04.04 MC 300 pallet containers

With half pallet dimensions 800 x 600 mm

- > Stackable
- > Can be folded flat to save space



MC 300 PALLET CONTAINER

Safe stacking

Stacking corners prevent the box from slipping.



Can be folded flat to save space

Can be folded flat and stacked to save space for transport and storage.



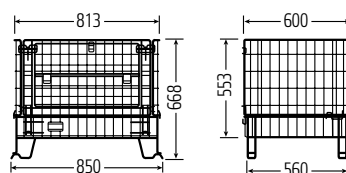
Folded

Maximum load capacity / stacking height

MC 300	
Load capacity	Stackability
max. 300 kg	max. 4x 300 kg
	max. 3x 0 kg / 300 kg
	0 kg / 300 kg

Standard equipment: sturdy grid construction with stacking feet made of wire. With closing grate on the long or short side, which can be folded once.

Surface finish: high gloss, galvanised, chrome-plated.



MC 300



Order no.	06.02 324.50
Length x width x height (mm)	850 x 600 x 668
Mesh size (mm)	100 x 50
Volume (litres)	264
Weight (kg)	20
Accessories	
Divider	27.04 189.50

04.05 PC 80 pallet containers

With quarter pallet dimensions 600 x 400 mm

- > Stackable
- > Can be folded flat to save space



PC 80 PALLET CONTAINER

Can be folded flat to save space

Can be folded flat and stacked to save space for transport and storage.



Folded

Safe stacking

Stacking corners prevent the box from slipping.

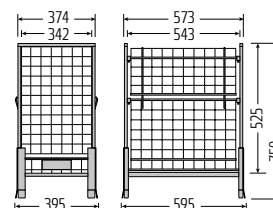


Maximum load capacity/stacking height

PC 80	
Load capacity	Stackability
max. 100 kg	max. 3x 0 kg / 100 kg

Standard equipment: sturdy grid construction with square tubing frame. Sheet metal stacking feet. Model with locking panel on both long sides, which can be folded down once.

Surface finish: high gloss, galvanised, chrome-plated



PC 80



Order no.	06.16 839.50
Length x width x height (mm)	595 x 395 x 750
Mesh size (mm)	50 x 50
Volume (litres)	200
Weight (kg)	11

04.06 System pallet


Mobile pallet shelving

> With 2 non-slip wooden shelves



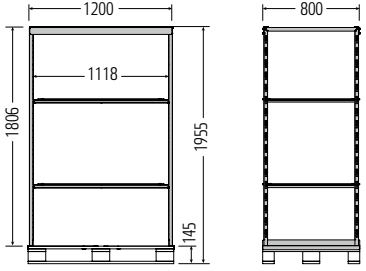

SYSTEM PALLET
Supplied without wooden pallet

Maximum load capacity / stacking height

System pallet	
Load capacity	Stackability
<p>max.</p>  <p>500 kg</p>	Cannot be stacked!

Standard equipment: side bars made of sturdy square tube with drill holes for hook-in grates. Bolted structure with connection angle for reinforcement and clamping plates for fastening to the wooden pallet. 2 hook-in grates with non-slip surface.

Surface finish: high gloss, galvanised, chrome-plated.

System pallet	
	
Order no.	06.19 211.50
Length x width x height (mm)	1,200 x 800 x 1,806
Hook-in shelf spacing (mm)	100
Load capacity per shelf (kg)	150
Weight without pallet (kg)	45

04.07 Pallet bars

Stackable versions

- > Suitable for Euro pallets measuring 1,200 x 800 mm
- > Available in heights of 820 mm (type 1) or 995 mm (type 2)



PALLET BAR TYPE 1
Height 820 mm,
hot galvanised

Supplied without
wooden pallet

PALLET BAR TYPE 2
Height 995 mm, plastic
powder coating

Easy handling

The bars are easy to fit. The retaining bars grip underneath the central bar of the pallet.



Safe stacking

The pallet blocks latch securely into the angled locking bar.

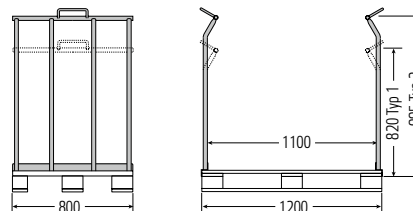


Maximum load capacity / stacking height

Pallet bar type 1 / type 2	
Load capacity	Stackability
max. 1000kg	max. 4x 500kg
	max. 3x 500kg
	500kg
	500kg

Standard equipment: round tubing frame with two sturdy central bars. Frame and support bracket are welded. Locking bar is angled on the upper tie bar. Retaining profiles for variable assembly on long or short side of the Euro pallet.

Surface finish: plastic powder-coated or hot galvanised.



Pallet bar type 1	Pallet bar type 2
-------------------	-------------------



Order no. (for plastic powder-coated)

06.01 070.73

06.01 082.73

Order no. (for hot galvanised)

06.01 070.55

06.01 082.55

Width (mm)

800

800

Height (mm)

820


995

Weight (1 pair in kg)

30

32.4

Castors



Original Wanzl castors

Sophisticated technology for a long service life



The basis

■ Original Wanzl castors are the basis for many Wanzl order picking and transport trolleys which can withstand even the toughest demands.

Easy to steer with a single piece, ball bearing fork. Low roll resistance, even when the shopping trolley is fully loaded, thanks to the ball bearing plastic wheel with a rubber tread and improved Shore hardness. Long service life thanks to multiple protection mechanisms for the ball bearing.

Wanzl castors with brakes

■ Wanzl castors with brakes are intended for trolleys with special safety requirements. They also prevent trolleys from rolling away when loading and unloading heavy goods.

The technology in detail:

- Single piece fork, flush fitting ball bearing with ground and hardened ball bearing tread. Quiet running, wear-resistant and long lasting, even under heavy loads.
- Abrasive sealing ring to protect the swivelling ball bearing.
- Stable plastic wheel body with form fitting injected ball bearing.
- Rubber tread.
- All ball bearings have permanent lubrication.
- Single piece wheel axle, riveted.
- Reliable thread guard discs with labyrinth seals.
- Loading capacity according to DIN / EN 12532, diameter 100 max. 75 kg, diameter 125 max. 90 kg.
- Shore hardness 80 Shore A


Additional for castors with brake:

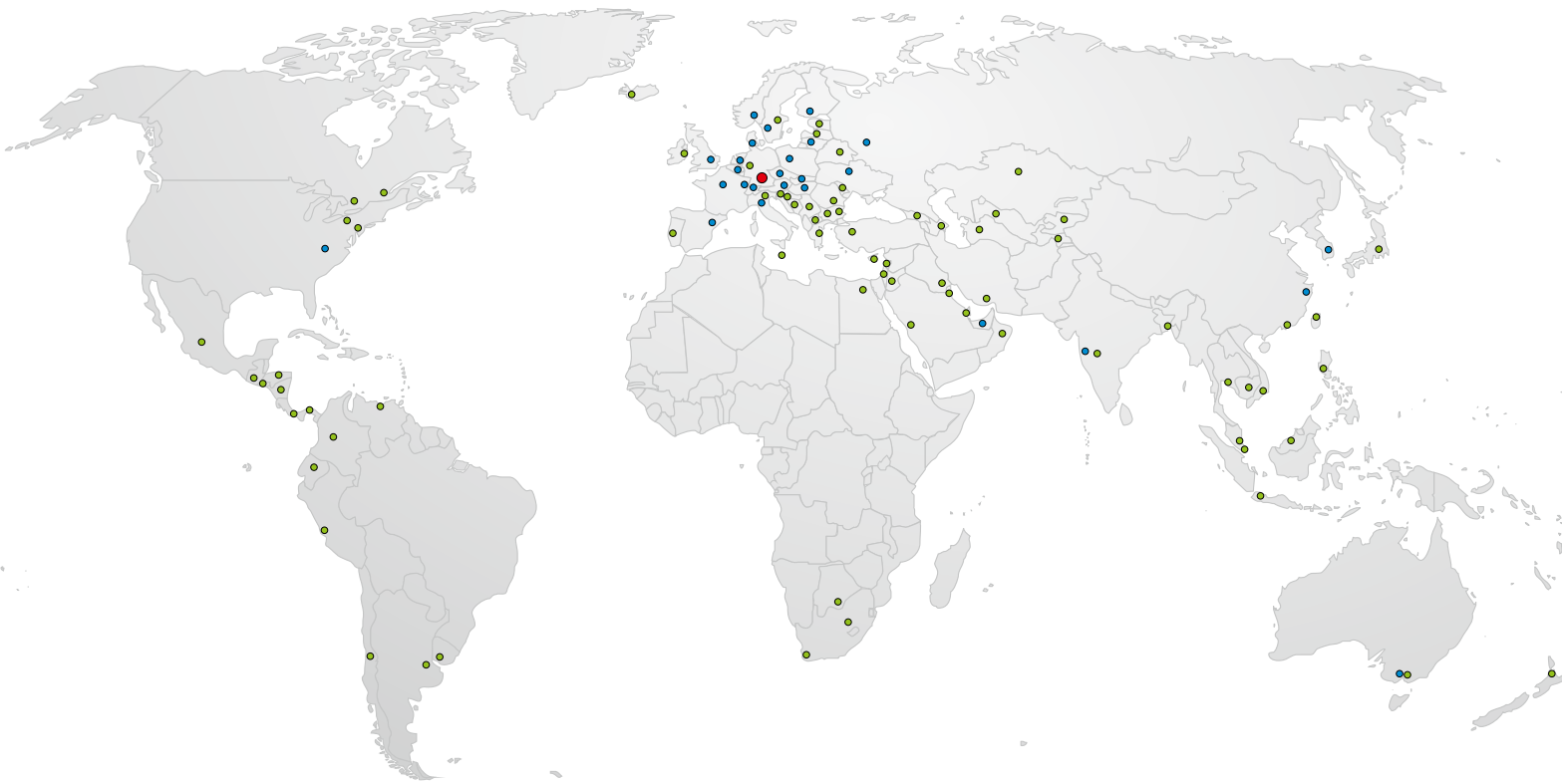
- Equipment with foot activated brake mechanism.
- Hidden brake pad.

Castors for specialised applications

As you wish

■ Depending on the intended use, castors are subject to different requirements and influencing factors. For example, sometimes castors need to be particularly wear-resistant or suitable for very heavy loads. Some trolleys are pushed across grid flooring or must be protected from building up an electrostatic charge. In these cases, a tread made from a different material may be more beneficial. Contact us! We can equip our trolleys with all conventional castors available on the market, such as elastic-tread, polyamide or polyurethane-elastomer castors on request.





Wanzl worldwide

- Head Office
- Subsidiaries
- Partners



GERMANY

Wanzl GmbH & Co. KGaA
Rudolf-Wanzl-Straße 4
89340 Leipheim

Phone +49 (0) 82 21 / 7 29-0
Fax +49 (0) 82 21 / 7 29-1000

info@wanzl.com
www.wanzl.com

GREAT BRITAIN

Wanzl Ltd.
Europa House
Heathcote Lane
Warwick CV34 6SP

Phone +44 (0) 1926 / 45 1951
Fax +44 (0) 1926 / 45 1952

enquiries@wanzl.co.uk
www.wanzl.com

AUSTRALIA

Wanzl Australia Pty. Ltd.
1/1 Hall St
Hawthorn East 3123

Phone +61 (0)3 / 9808 2299
Fax +61 (0)3 / 9808 2266

info.au@wanzl.com
www.wanzl.com